



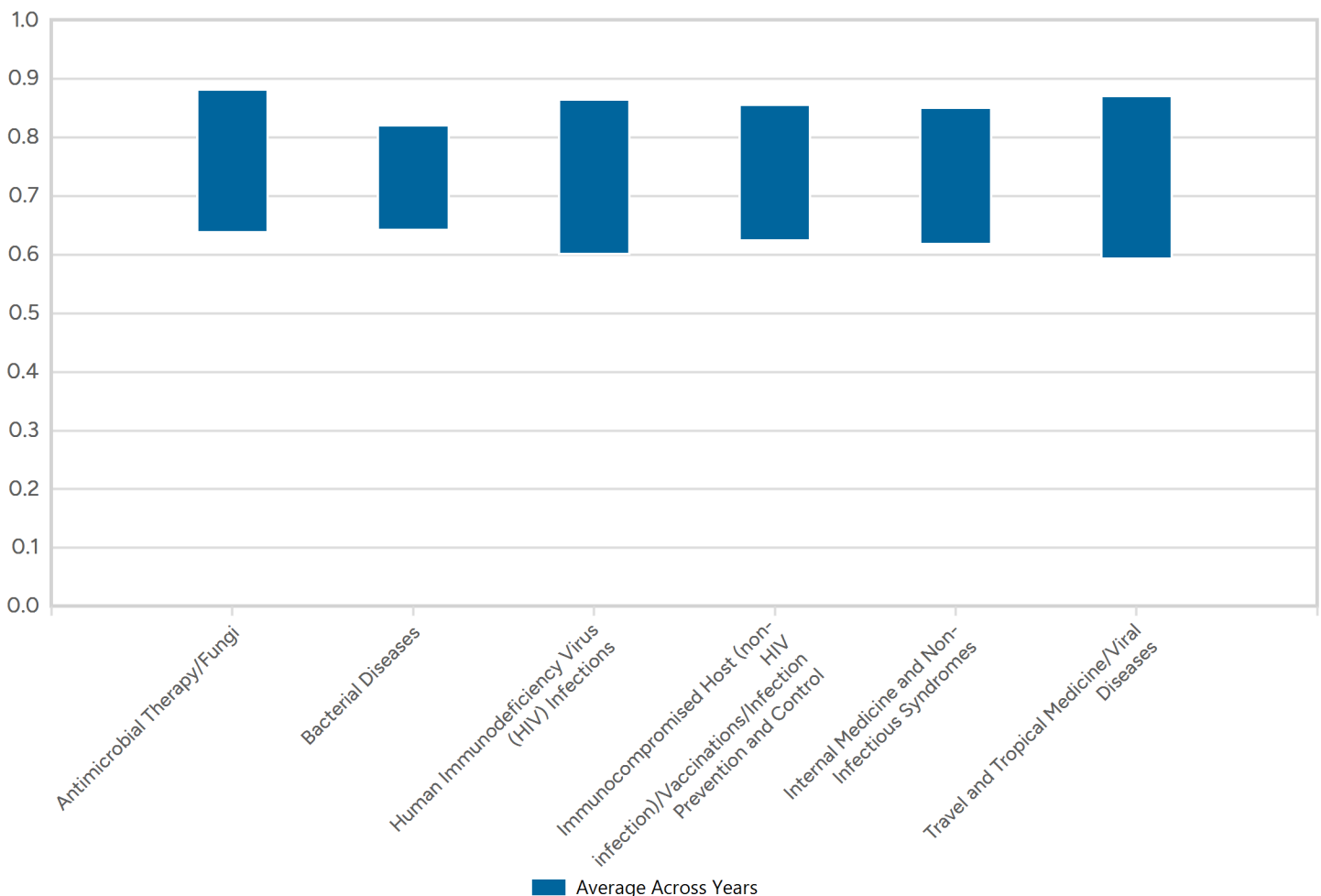
# Knowledge Gaps Report

## GENERAL INFO

The purpose of the Specialty Knowledge Gaps report is to provide information regarding areas of relative strength and weakness based on physician performance on the American Board of Internal Medicine (ABIM) Longitudinal Knowledge Assessment (LKA®). Each of the charts below shows average performance (the average percentage of questions answered correctly) in the top-level blueprint areas, both overall as well as in relation to various demographic categorizations. It is important to note that these data are based on percent correct scores and not the equated scores provided in the score reports. Because percent correct scores are reported here, differences in performance can be attributed either to the differences in the difficulties of the tests and/or differences in the ability levels of the different candidate groups. Interpretation of this data should be made with care.

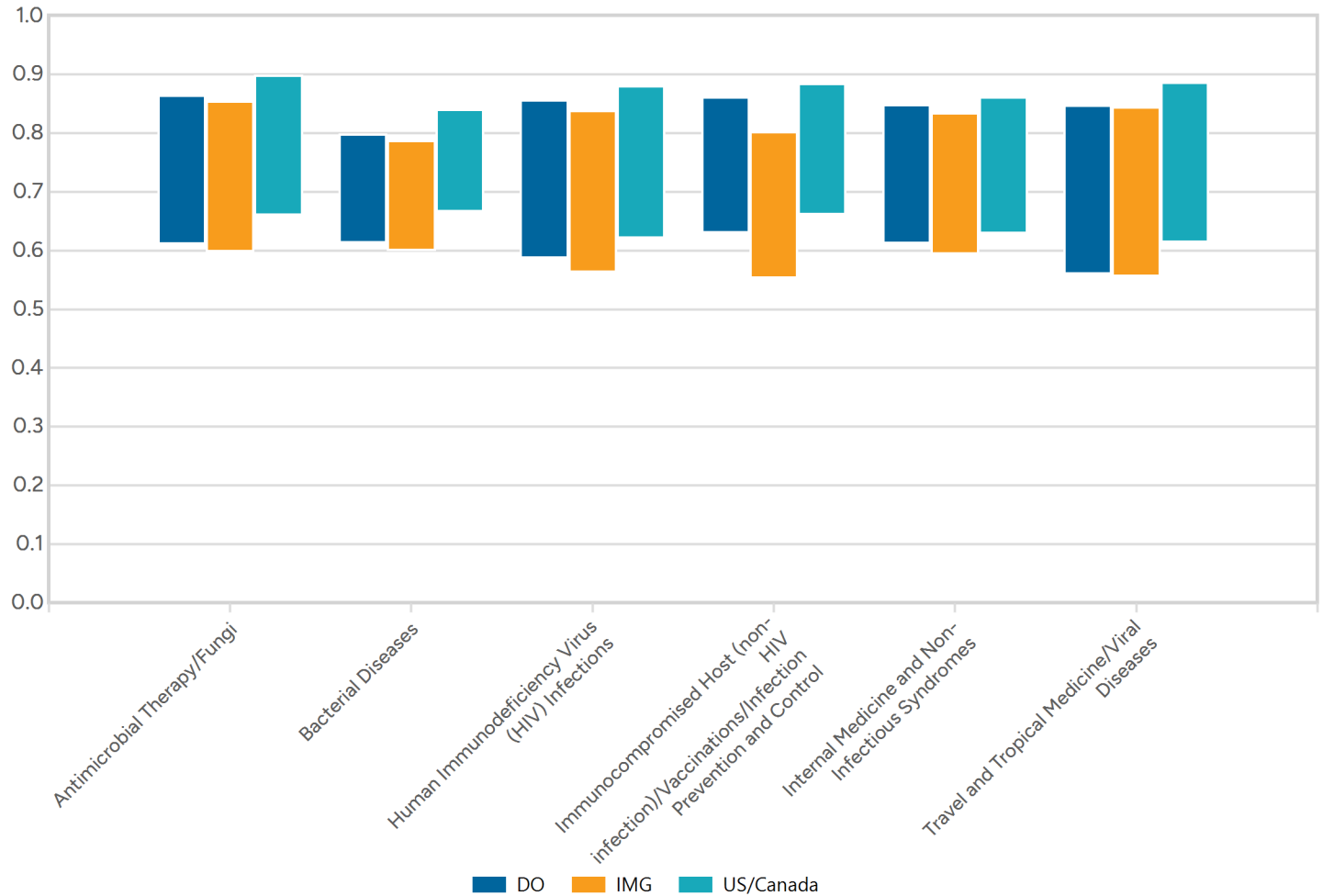
## OVERALL

The chart below shows overall physician performance on each of the top-level blueprint categories on the LKA. Blueprint areas for which the bar is higher imply higher performance in those areas. Blueprint areas for which the bar is lower imply lower performance in those areas. Please consult the "General Info" section or FAQs for additional information on how you may interpret this chart.



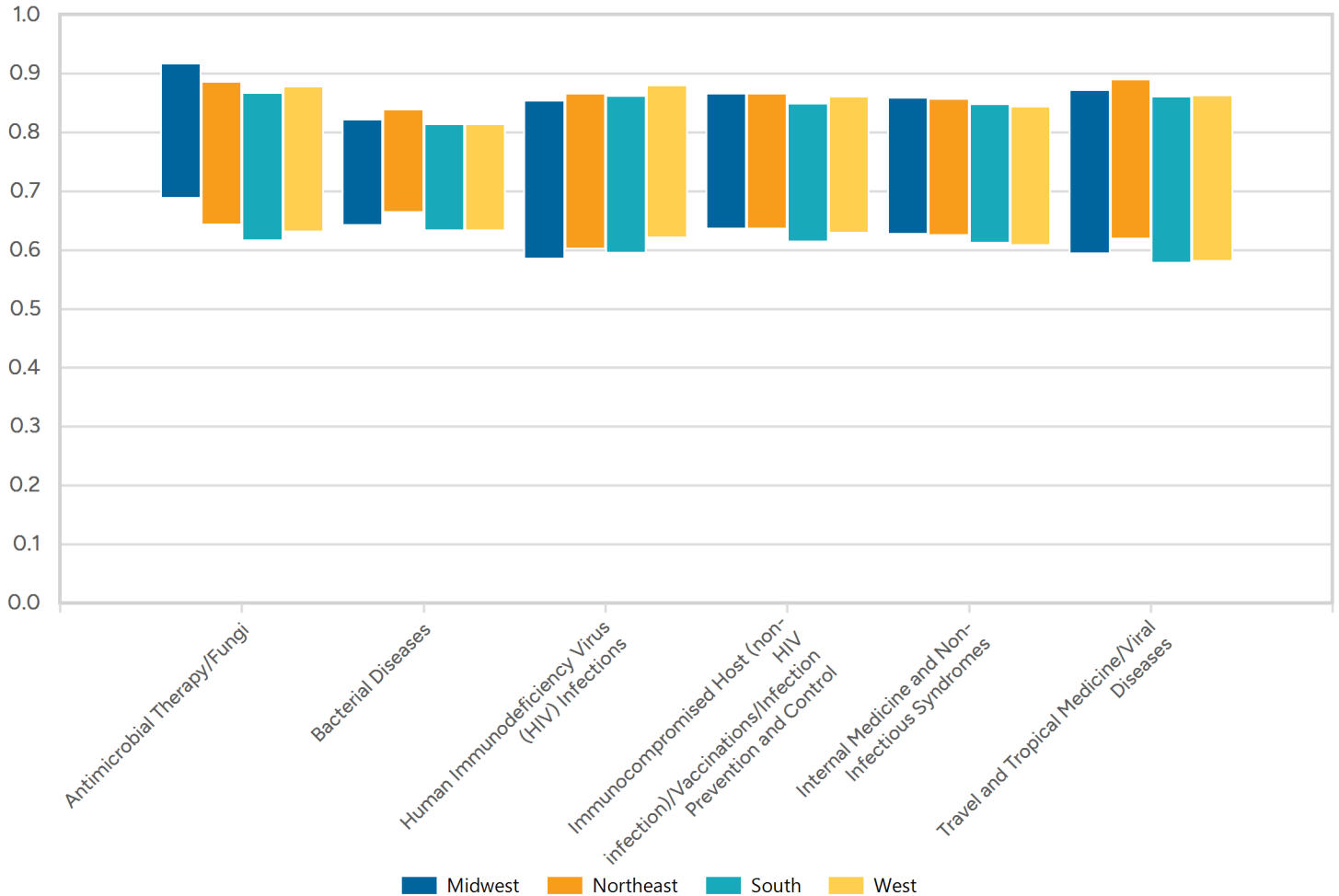
## MEDICAL SCHOOL

The chart below shows physician performance on each of the top-level blueprint categories on the LKA by medical school type (U.S./Canadian Medical School Graduate, International Medical School Graduate, Osteopathic Medical School Graduate). Demographic and content areas for which the bar is higher imply higher performance in those areas. Blueprint areas for which the bar is lower imply lower performance in those areas. Please consult the "General Info" section or FAQs for additional information on how you may interpret this chart.



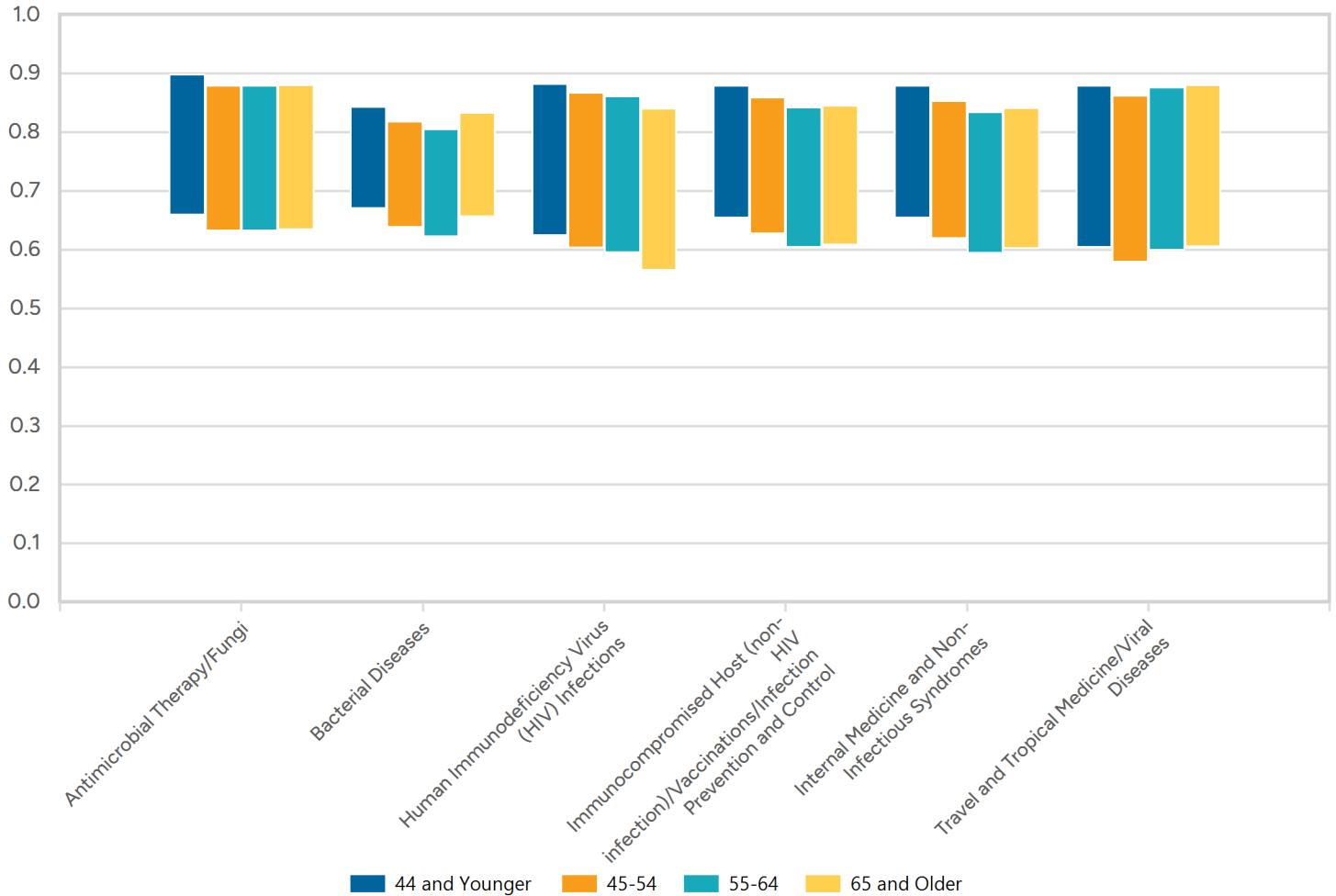
## REGION

The chart below shows physician performance on each of the top-level blueprint categories on the LKA by the U.S. Census Bureau region in which the physician lives (Midwest, Northeast, South, West). Demographic and content areas for which the bar is higher imply higher performance in those areas. Blueprint areas for which the bar is lower imply lower performance in those areas. Please consult the "General Info" section or FAQs for additional information on how you may interpret this chart.



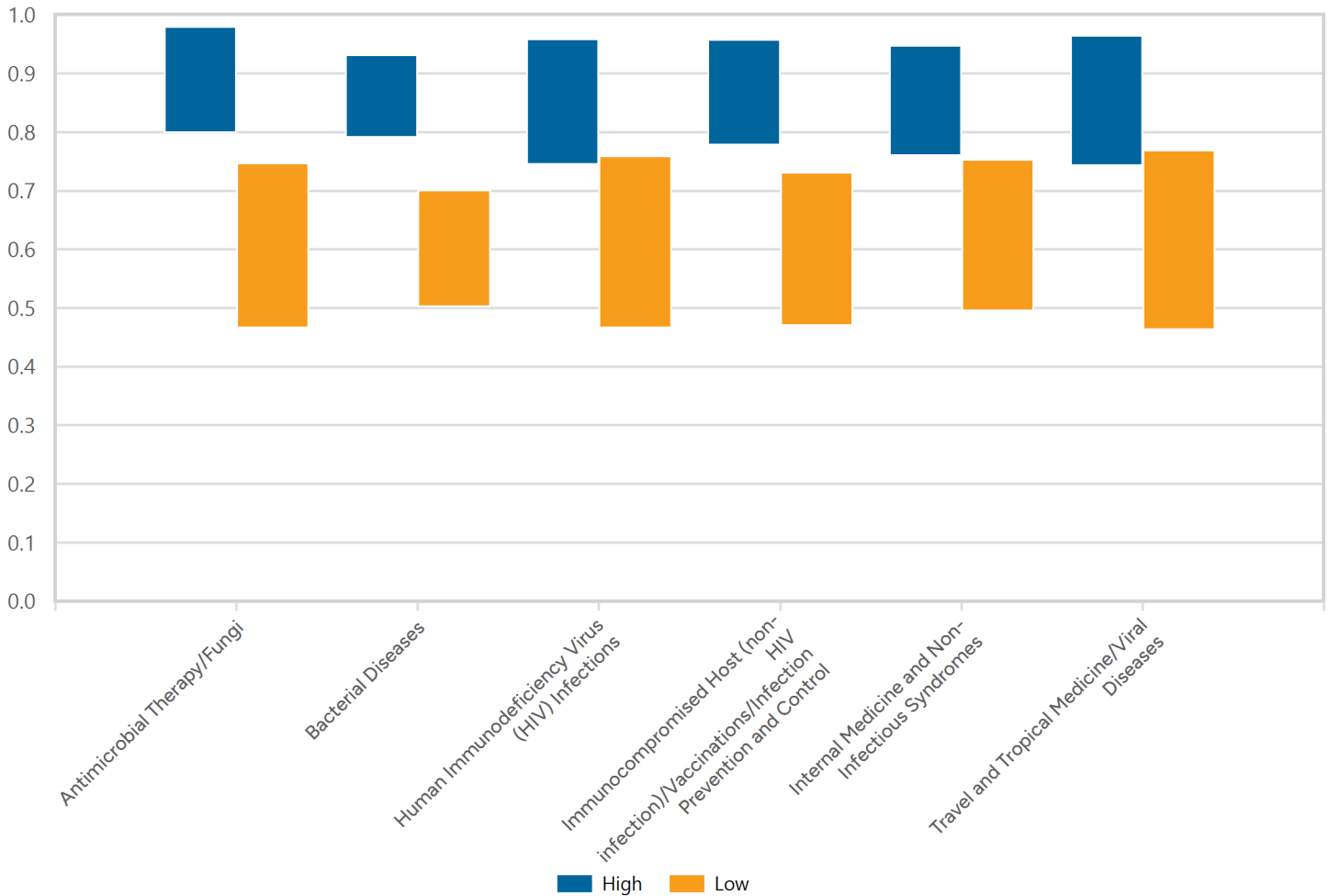
## AGE

The chart below shows physician performance on each of the top-level blueprint categories on the LKA by age (44 and Younger, 45-54, 55-64, 65 and Older). Demographic and content areas for which the bar is higher imply higher performance in those areas. Blueprint areas for which the bar is lower imply lower performance in those areas. Please consult the "General Info" section or FAQs for additional information on how you may interpret this chart.



## PERFORMANCE

The chart below shows physician performance on each of the top-level blueprint categories on the LKA by overall current performance on the assessment. High performance is defined as the top 25% of physicians in the LKA in the given discipline and Low performance is defined as the bottom 25% of physicians in the LKA. Please consult the "General Info" section or FAQs for additional information on how you may interpret this chart.



## MOST FREQUENT INCORRECT ITEMS

The table below shows the blueprint categories (going down to a maximum of three levels) and their associated tasks for the LKA items that physicians performed lowest on. Specifically, the table shows the 20 items with the lowest percent correct values that were administered to at least 100 physicians. This table can be used in conjunction with the charts above to better understand areas for improvement. Whereas the charts above show specific content areas in which physicians are performing better or worse, this table provides more detailed information identifying the specific topics and content areas in which physicians are not performing well.

| Description   | Task                                       |
|---|--|
| <b>Antimicrobial Therapy/Fungi</b>  |  |
| Endemic mycoses<br>Paracoccidioides brasiliensis  | Diagnosis                                  |
| Yeasts<br>Candida   | Diagnosis                                  |
| <b>Bacterial Diseases</b>   |  |
| Gram-negative rods<br>Enterobacteriaceae  | Treatment/Care Decisions                   |
| Gram-positive cocci<br>Streptococcus  | Treatment/Care Decisions                   |
| Spirochetes<br>Borrelia   | Testing                                    |
| Syndromes characterized by bacterial pathogens<br>Gastrointestinal                                      | Treatment/Care Decisions                   |
| Syndromes characterized by bacterial pathogens<br>Musculoskeletal                                       | Treatment/Care Decisions                   |
| Syndromes characterized by bacterial pathogens<br>Neurologic  | Diagnosis                                  |
| <b>Human Immunodeficiency Virus (HIV) Infections</b>  |  |
| Opportunistic infections (OIs)<br>Fungi   | Diagnosis                                  |
| <b>Immunocompromised Host (non-HIV infection)/Vaccinations/Infection Prevention and Control</b>         |  |
| Active immunizations (vaccines)<br>Measles, mumps, and rubella  | Treatment/Care Decisions                   |
| Active immunizations (vaccines)<br>Tetanus, diphtheria, and acellular pertussis                         | Treatment/Care Decisions                   |
| Applied epidemiology and biostatistics<br>Outbreak investigation/management                             | Risk Assessment/Prognosis/<br>Epidemiology |
| Epidemiology and prevention of HAIs caused by specific pathogens<br>Mycobacterial and fungal infections | Treatment/Care Decisions                   |
| Solid-organ transplantation<br>Noninfectious conditions   | Treatment/Care Decisions                   |
| <b>Internal Medicine and Non-Infectious Syndromes</b>   |  |
| General internal medicine<br>Noninfectious central nervous system disease                               | Diagnosis                                  |
| General internal medicine<br>Noninfectious inflammatory disorders                                       | Testing                                    |
| Surgical infections<br>Thoracic and cardiothoracic  | Treatment/Care Decisions                   |

| Description   | Task                     |
|---|--------------------------|
| Travel and Tropical Medicine/Viral Diseases                       |                          |
| General principles of travel medicine<br>Post-travel illness      | Treatment/Care Decisions |
| Protozoal extraintestinal infections<br>Toxoplasmosis             | Treatment/Care Decisions |
| Protozoal extraintestinal infections<br>Trypanosomiasis (general) | Treatment/Care Decisions |