



GASTROENTEROLOGY Blueprint

Certification Examination (CERT)

Content development: How ABIM Board Certified physicians inform the process

The American Board of Internal Medicine (ABIM) regularly invites board certified physicians in each specialty to provide ratings of the relative frequency and importance of blueprint topics in practice. This review process helps to ensure that the topics included on ABIM’s assessments are informed by practicing clinicians.

Assessment format

The blueprint is used to develop the certification exam taken in the testing center. Most questions describe patient scenarios and ask about the work done (that is, tasks performed) by physicians in the course of practice within major medical content categories.

TASK	TARGET %
Diagnosis/Testing	40%
Treatment/Care Decisions	45%
Risk Assessment/Prognosis/Epidemiology	10%
Pathophysiology/Basic Science	5%

To determine the content distribution, physician governance analyzes practicing physician ratings of topic frequency and importance. Informed by these data, the Approval Committees and Specialty Board have determined the content category targets, which are shown in the next column.

CONTENT CATEGORY	TARGET %
Procedures and Peri-procedural Issues	13%
Esophageal Disorders	7%
Gastric and Duodenal Disorders	8%
Inflammatory Bowel Disease and Other Immune-Related Disorders	10%
Motility Disorders	5%
Neoplastic Disorders	10%
Liver Disorders	20%
Pancreas and Biliary Tract Disorders	9.5%
Disorders of Gut–Brain Interaction	6%
Nutrition	4%
Other Disorders	7.5%
Total	100%

Clinical information presented may include patient photographs, radiographs, computed tomograms, photomicrographs, magnetic resonance images, equianalgesic tables, bone scans, family pedigree charts, nomograms, and other media to illustrate relevant patient findings. Exam tutorials, including examples of question format, can be found at abim.org/about/abim-exams/exam-tutorials/.

ABIM is committed to working toward health equity and believes that board certified physicians should have an understanding of health care disparities. Therefore, health equity content that is clinically important to each discipline will be included in assessments.

Health equity functions as a cross-content category spanning multiple content areas of the blueprint. Clinically relevant factors such as, but not limited to, the following may appear on the assessment: low health literacy and language barriers affecting care comprehension; food insecurity influencing nutrition and disease management; and cost or insurance constraints limiting continuity of care.

Get Involved

ABIM Board Certified physicians contribute to every aspect of the blueprint, from content and distribution to layout and visual aids. Most importantly, practicing physicians in each specialty are invited to participate in blueprint review surveys when those specialties are due for an update. A complete schedule of blueprint reviews is available on ABIM.org. If you are invited to participate, please do so to ensure your perspective is heard in your specialty.

If you are interested in additional volunteer opportunities, visit [ABIM’s website](#) for a complete list of openings.

Content outline for the Gastroenterology Certification Examination

■ – High Relevance: Topics are very likely to appear on the assessment	■ – Medium Relevance: Topics are moderately likely to appear on the assessment	■ – Low Relevance: Topics will not appear on the assessment
---	---	--

Blueprint Code and Topic	Diagnosis/Testing (40%)	Treatment/Care Decisions (45%)	Risk Assessment/ Prognosis/ Epidemiology (10%)	Pathophysiology/ Basic Science (5%)
--------------------------	-------------------------	--------------------------------	--	-------------------------------------

1 PROCEDURES AND PERIPROCEDURAL ISSUES (13% of exam)

1.1	Gastrointestinal bleeding management	HIGH	HIGH	HIGH	HIGH
1.2	Adverse effects of endoscopy	HIGH	HIGH	HIGH	MEDIUM
1.3	Safety and procedure logistics	HIGH	HIGH	HIGH	HIGH
1.4	Procedural indications and timing	HIGH	HIGH	HIGH	HIGH
1.5	Quality measures	HIGH	HIGH	HIGH	LOW
1.6	Medication management	HIGH	HIGH	HIGH	HIGH
1.7	Sedation and anesthesia-related issues	HIGH	HIGH	HIGH	HIGH
1.8	Enteral access, including percutaneous endoscopic gastrostomy or percutaneous endoscopic jejunostomy tubes	MEDIUM	MEDIUM	MEDIUM	MEDIUM
1.9	Ethical and medical–legal considerations	MEDIUM	MEDIUM	MEDIUM	LOW
1.10	Endoscopic emergencies other than gastrointestinal bleeding	HIGH	HIGH	HIGH	MEDIUM

2 ESOPHAGEAL DISORDERS (7% of exam)

2.1	Barrett esophagus	HIGH	HIGH	HIGH	HIGH
2.2	Eosinophilic esophagitis	HIGH	HIGH	HIGH	HIGH
2.3	Anatomic abnormalities of the esophagus	MEDIUM	MEDIUM	MEDIUM	MEDIUM
2.4	Physiology of the esophagus	MEDIUM	HIGH	MEDIUM	MEDIUM
2.5	Gastroesophageal reflux	HIGH	HIGH	HIGH	HIGH
2.6	Oropharyngeal disorders	MEDIUM	MEDIUM	MEDIUM	MEDIUM
2.7	Foreign body and food impaction	HIGH	HIGH	HIGH	MEDIUM
2.8	Esophageal injury	HIGH	HIGH	MEDIUM	MEDIUM
2.9	Systemic disorders involving the esophagus	MEDIUM	MEDIUM	MEDIUM	MEDIUM

■ – High Relevance: Topics are very likely to appear on the assessment

■ – Medium Relevance: Topics are moderately likely to appear on the assessment

□ – Low Relevance: Topics will not appear on the assessment

Blueprint Code and Topic	Diagnosis/Testing (40%)	Treatment/Care Decisions (45%)	Risk Assessment/ Prognosis/ Epidemiology (10%)	Pathophysiology/ Basic Science (5%)
--------------------------	-------------------------	--------------------------------	--	-------------------------------------

3 GASTRIC AND DUODENAL DISORDERS (8% of exam)

3.1	Nausea and vomiting (e.g., cannabinoid hyperemesis)	HIGH	HIGH	HIGH	MEDIUM
3.2	Anatomic abnormalities of the stomach and duodenum	MEDIUM	MEDIUM	MEDIUM	MEDIUM
3.3	Physiology of the stomach and duodenum	HIGH	HIGH	HIGH	MEDIUM
3.4	Gastric outlet obstruction	HIGH	HIGH	MEDIUM	MEDIUM
3.5	Gastric mucosal disorders	HIGH	HIGH	HIGH	HIGH
3.6	Peptic ulcer disease	HIGH	HIGH	HIGH	HIGH
3.7	Postsurgical conditions, including gastric resection and complications of bariatric surgery	MEDIUM	MEDIUM	MEDIUM	MEDIUM
3.8	Systemic disorders involving the stomach	MEDIUM	MEDIUM	MEDIUM	MEDIUM

4 INFLAMMATORY BOWEL DISEASE AND OTHER IMMUNE-RELATED DISORDERS (10% of exam)

4.1	Crohn disease	HIGH	HIGH	HIGH	HIGH
4.2	Ulcerative colitis	HIGH	HIGH	HIGH	HIGH
4.3	Celiac disease	MEDIUM	MEDIUM	MEDIUM	MEDIUM
4.4	Immunologic and inflammatory disorders of the gut	MEDIUM	MEDIUM	MEDIUM	MEDIUM

5 MOTILITY DISORDERS (5% of exam)

5.1	Esophageal	MEDIUM	MEDIUM	MEDIUM	MEDIUM
5.2	Gastric	HIGH	HIGH	MEDIUM	MEDIUM
5.3	Small-bowel and colonic	MEDIUM	MEDIUM	MEDIUM	MEDIUM
5.4	Anorectal	MEDIUM	MEDIUM	MEDIUM	LOW

6 NEOPLASTIC DISORDERS (10% of exam)

6.1	Genetic cancer syndromes, including Lynch syndrome, familial adenomatous polyposis, familial atypical multiple mole melanoma syndrome, Peutz–Jeghers syndrome, and <i>BRCA</i> mutation	MEDIUM	MEDIUM	MEDIUM	MEDIUM
6.2	Neoplasms of the esophagus	HIGH	HIGH	HIGH	MEDIUM
6.3	Neoplasms of the stomach	HIGH	HIGH	MEDIUM	MEDIUM
6.4	Neoplasms of the small bowel	MEDIUM	MEDIUM	MEDIUM	MEDIUM

■ – High Relevance: Topics are very likely to appear on the assessment

■ – Medium Relevance: Topics are moderately likely to appear on the assessment

□ – Low Relevance: Topics will not appear on the assessment

Blueprint Code and Topic	Diagnosis/Testing (40%)	Treatment/Care Decisions (45%)	Risk Assessment/ Prognosis/ Epidemiology (10%)	Pathophysiology/ Basic Science (5%)
--------------------------	-------------------------	--------------------------------	--	-------------------------------------

6 NEOPLASTIC DISORDERS *continued... (10% of exam)*

6.5	Neoplasms of the liver	HIGH	HIGH	HIGH	MEDIUM
6.6	Neoplasms of the biliary tract	HIGH	HIGH	HIGH	MEDIUM
6.7	Neoplasms of the pancreas	HIGH	HIGH	HIGH	MEDIUM
6.8	Neoplasms of the colon and rectum	HIGH	HIGH	HIGH	MEDIUM
6.9	Neuroendocrine tumors	MEDIUM	MEDIUM	MEDIUM	MEDIUM
6.10	Gastrointestinal manifestations of other cancers	MEDIUM	MEDIUM	MEDIUM	MEDIUM

7 LIVER DISORDERS *(20% of exam)*

7.1	Anatomic abnormalities of the liver	MEDIUM	MEDIUM	MEDIUM	MEDIUM
7.2	Physiology of the liver	HIGH	MEDIUM	MEDIUM	MEDIUM
7.3	Liver diagnostic studies	HIGH	HIGH	HIGH	HIGH
7.4	Portal hypertension	HIGH	HIGH	HIGH	HIGH
7.5	Inherited disorders	MEDIUM	MEDIUM	MEDIUM	MEDIUM
7.6	Cholestatic liver diseases	MEDIUM	MEDIUM	MEDIUM	MEDIUM
7.7	Viral hepatitis	MEDIUM	MEDIUM	MEDIUM	MEDIUM
7.8	Autoimmune hepatitis and overlap syndromes	MEDIUM	MEDIUM	MEDIUM	MEDIUM
7.9	Vascular liver disease	MEDIUM	MEDIUM	MEDIUM	MEDIUM
7.10	Alcohol-associated liver disease	HIGH	HIGH	HIGH	MEDIUM
7.11	Metabolic dysfunction–associated steatotic liver disease	HIGH	HIGH	HIGH	HIGH
7.12	Drug-induced liver injury	MEDIUM	MEDIUM	MEDIUM	MEDIUM
7.13	Pregnancy-related liver disease	HIGH	HIGH	HIGH	MEDIUM
7.14	Acute liver failure/acute liver injury and acute-on-chronic liver failure	HIGH	HIGH	HIGH	HIGH
7.15	Nonviral liver infections	MEDIUM	MEDIUM	MEDIUM	MEDIUM
7.16	Hepatic manifestations of systemic disease	MEDIUM	MEDIUM	MEDIUM	MEDIUM
7.17	Liver transplantation	HIGH	HIGH	HIGH	MEDIUM
7.18	Surgery in patients with liver disease	HIGH	HIGH	MEDIUM	MEDIUM
7.19	Extrahepatic manifestations of liver disease	MEDIUM	MEDIUM	MEDIUM	MEDIUM

■ – High Relevance: Topics are very likely to appear on the assessment

■ – Medium Relevance: Topics are moderately likely to appear on the assessment

□ – Low Relevance: Topics will not appear on the assessment

Blueprint Code and Topic	Diagnosis/Testing (40%)	Treatment/Care Decisions (45%)	Risk Assessment/ Prognosis/ Epidemiology (10%)	Pathophysiology/ Basic Science (5%)
--------------------------	-------------------------	--------------------------------	--	-------------------------------------

8 PANCREAS AND BILIARY TRACT DISORDERS (9.5% of exam)


8.1	Gallbladder disease	HIGH	HIGH	HIGH	MEDIUM
8.2	Bile duct disease	HIGH	HIGH	HIGH	MEDIUM
8.3	Anatomic abnormalities of the pancreas/biliary tract	MEDIUM	MEDIUM	MEDIUM	MEDIUM
8.4	Physiology of the pancreas/biliary tract	MEDIUM	MEDIUM	MEDIUM	MEDIUM
8.5	Pancreatic insufficiency	MEDIUM	MEDIUM	MEDIUM	MEDIUM
8.6	Acute pancreatitis	MEDIUM	HIGH	HIGH	MEDIUM
8.7	Chronic pancreatitis	MEDIUM	MEDIUM	MEDIUM	MEDIUM


9 DISORDERS OF GUT–BRAIN INTERACTION (6% of exam)


9.1	Functional esophageal disorders	HIGH	MEDIUM	MEDIUM	MEDIUM
9.2	Chronic nausea and vomiting syndromes	HIGH	HIGH	HIGH	MEDIUM
9.3	Functional dyspepsia	HIGH	HIGH	MEDIUM	MEDIUM
9.4	Abdominal distention, bloating, gas, and belching	MEDIUM	HIGH	MEDIUM	MEDIUM
9.5	Centrally mediated abdominal pain syndromes	MEDIUM	MEDIUM	MEDIUM	MEDIUM
9.6	Functional biliary-like pain	MEDIUM	MEDIUM	MEDIUM	MEDIUM
9.7	Irritable bowel syndrome	HIGH	HIGH	MEDIUM	MEDIUM
9.8	Functional anorectal pain	MEDIUM	MEDIUM	LOW	LOW

10 NUTRITION (4% of exam)

10.1	Vitamin and mineral deficiency and excess	MEDIUM	MEDIUM	MEDIUM	MEDIUM
10.2	Avoidant/restrictive food intake disorder	MEDIUM	MEDIUM	MEDIUM	LOW
10.3	Digestion, malabsorption, and absorption	MEDIUM	MEDIUM	MEDIUM	MEDIUM
10.4	Obesity management, including medical, surgical, and endoscopic	MEDIUM	MEDIUM	MEDIUM	MEDIUM
10.5	Clinical nutrition (e.g., malnutrition assessment, frailty scores)	MEDIUM	MEDIUM	MEDIUM	LOW
10.6	Enteral and parenteral nutrition	MEDIUM	MEDIUM	MEDIUM	MEDIUM

 – High Relevance: Topics are very likely to appear on the assessment

 – Medium Relevance: Topics are moderately likely to appear on the assessment

 – Low Relevance: Topics will not appear on the assessment

Blueprint Code and Topic	Diagnosis/Testing (40%)	Treatment/Care Decisions (45%)	Risk Assessment/ Prognosis/ Epidemiology (10%)	Pathophysiology/ Basic Science (5%)
--------------------------	-------------------------	--------------------------------	--	-------------------------------------

11 OTHER DISORDERS (7.5% of exam)

11.1	Diarrheal syndromes	HIGH	HIGH	HIGH	HIGH
11.2	Small intestinal bacterial overgrowth	MEDIUM	HIGH	MEDIUM	MEDIUM
11.3	Anal disorders	MEDIUM	MEDIUM	MEDIUM	MEDIUM
11.4	Hernias, volvulus, intussusception, and bowel obstruction	HIGH	HIGH	MEDIUM	MEDIUM
11.5	Vascular disorders of the small bowel and colon	MEDIUM	MEDIUM	MEDIUM	MEDIUM
11.6	Appendicitis and small-bowel and colon infections	MEDIUM	MEDIUM	MEDIUM	MEDIUM
11.7	Postsurgical small-bowel and colon conditions	MEDIUM	MEDIUM	MEDIUM	MEDIUM
11.8	Microscopic colitis	MEDIUM	MEDIUM	MEDIUM	MEDIUM
11.9	Colonic diverticulosis and complications	HIGH	HIGH	HIGH	MEDIUM
11.10	Intestinal manifestations of systemic disease	MEDIUM	MEDIUM	MEDIUM	MEDIUM
11.11	Abdominal-wall and musculoskeletal pain	MEDIUM	MEDIUM	MEDIUM	MEDIUM

Expanded Blueprints: For the most detailed content outline, including third-level subtopics, visit [ABIM's website](#).