



ADVANCED HEART FAILURE AND TRANSPLANT CARDIOLOGY Blueprint

Certification Examination (CERT)

Content development: How ABIM Board Certified physicians inform the process

The American Board of Internal Medicine (ABIM) regularly invites board certified physicians in each specialty to provide ratings of the relative frequency and importance of blueprint topics in practice. This review process helps to ensure that the topics included on ABIM’s assessments are informed by practicing clinicians.

Assessment format

The blueprint is used to develop the Certification exam taken in the testing center. Most questions describe patient scenarios and ask about the work done (that is, tasks performed) by physicians in the course of practice within major medical content categories.

TASK	TARGET %
Diagnosis/Testing	30%
Treatment/Care Decisions	50%
Risk Assessment/Prognosis/Epidemiology	10%
Pathophysiology/Basic Science	10%

To determine the content distribution, physician governance analyzes practicing physician ratings of topic frequency and importance. Informed by these data, the Approval Committees and Specialty Board have determined the content category targets shown below.

CONTENT CATEGORY	TARGET %
Heart Failure	40%
Mechanical Circulatory Support	30%
Heart Transplantation	25%
Pulmonary Hypertension	5%
Total	100%

Clinical information presented may include patient photographs, radiographs, computed tomograms, photomicrographs, magnetic resonance images, equianalgesic tables, bone scans, family pedigree charts, nomograms and other media to illustrate relevant patient findings. Exam tutorials, including examples of question format, can be found at abim.org/about/abim-exams/exam-tutorials/.

ABIM is committed to working toward health equity and believes that board certified physicians should have an understanding of health care disparities. Therefore, health equity content that is clinically important to each discipline will be included in assessments.

Health equity functions as a cross-content category spanning multiple content areas of the blueprint. Clinically relevant factors such as, but not limited to, the following may appear on the assessment: low health literacy and language barriers affecting care comprehension; food insecurity influencing nutrition and disease management; and cost or insurance constraints limiting continuity of care.

Get Involved

ABIM Board Certified physicians contribute to every aspect of the blueprint, from content and distribution to layout and visual aids. Most importantly, practicing physicians in each specialty are invited to participate in blueprint review surveys when those specialties are due for an update. A complete schedule of blueprint reviews is available on ABIM.org. If you are invited to participate, please do so to ensure your perspective is heard in your specialty.

If you are interested in additional volunteer opportunities, visit ABIM's website for a complete list of openings.

Content outline for the Advanced Heart Failure and Transplant Cardiology Certification Examination

 – High Relevance: Topics are very likely to appear on the assessment	 – Medium Relevance: Topics are moderately likely to appear on the assessment	 – Low Relevance: Topics will not appear on the assessment
--	--	---

Blueprint Code and Topic	Diagnosis/Testing (30%)	Treatment/Care Decisions (50%)	Risk Assessment/ Prognosis/ Epidemiology (10%)	Pathophysiology/ Basic Science (10%)
--------------------------	-------------------------	--------------------------------	--	--------------------------------------

1 HEART FAILURE (40.0% of exam)


1.1	Heart failure with reduced ejection fraction (HFrEF) (22.0% of exam)	HIGH	HIGH	HIGH	MEDIUM
1.2	Heart failure with preserved ejection fraction (HFpEF) (10.0% of exam)	HIGH	HIGH	MEDIUM	MEDIUM
1.3	Specific etiologies (8.0% of exam)	HIGH	HIGH	MEDIUM	MEDIUM


2 MECHANICAL CIRCULATORY SUPPORT (30.0% of exam)


2.1	Temporary mechanical circulatory support (18.0% of exam)	HIGH	HIGH	HIGH	HIGH
2.2	Durable devices (12.0% of exam)	HIGH	HIGH	HIGH	MEDIUM

3 HEART TRANSPLANTATION (25.0% of exam)

3.1	Patient selection (5.0% of exam)	HIGH	HIGH	HIGH	MEDIUM
3.2	Patient wait listing and management (2.5% of exam)	HIGH	HIGH	HIGH	MEDIUM
3.3	Donor selection (<2.0% of exam)	MEDIUM	MEDIUM	MEDIUM	MEDIUM
3.4	Transplant immunology (<2.0% of exam)	MEDIUM	HIGH	MEDIUM	MEDIUM
3.5	Intra-operative and early peri-operative complications (2.5% of exam)	MEDIUM	MEDIUM	MEDIUM	MEDIUM
3.6	Immunosuppression (4.0% of exam)	HIGH	HIGH	HIGH	MEDIUM
3.7	Acute allograft rejection (2.5% of exam)	MEDIUM	MEDIUM	MEDIUM	MEDIUM
3.8	Allograft vasculopathy (<2.0% of exam)	MEDIUM	MEDIUM	MEDIUM	MEDIUM
3.9	Post-transplant management (5.0% of exam)	HIGH	HIGH	HIGH	MEDIUM

 – High Relevance: Topics are very likely to appear on the assessment

 – Medium Relevance: Topics are moderately likely to appear on the assessment

 – Low Relevance: Topics will not appear on the assessment

Blueprint Code and Topic	Diagnosis/Testing (30%)	Treatment/Care Decisions (50%)	Risk Assessment/ Prognosis/ Epidemiology (10%)	Pathophysiology/ Basic Science (10%)
--------------------------	-------------------------	--------------------------------	--	--------------------------------------

4 PULMONARY HYPERTENSION (5.0% of exam)

4.1	WHO Group 1 – Pulmonary arterial hypertension (PAH) (<2.0% of exam)	MEDIUM	MEDIUM	MEDIUM	MEDIUM
4.2	WHO Group 2 – Pulmonary hypertension due to left heart disease (2.0% of exam)	MEDIUM	MEDIUM	MEDIUM	MEDIUM
4.3	WHO Group 3 – Pulmonary hypertension due to lung disease (<2.0% of exam)	MEDIUM	MEDIUM	MEDIUM	MEDIUM
4.4	WHO Group 4 – Chronic thromboembolic pulmonary hypertension (CTEPH) (<2.0% of exam)	MEDIUM	MEDIUM	MEDIUM	MEDIUM

Expanded Blueprints: For the most detailed content outline, including third-level subtopics, visit [ABIM's website](#).